








Practice sounding out words with a game of Roll-A-Vowel. Roll the die & fill in the missing vowels using the legend. Sound it out to see if you created 'real' or 'silly' words.



Roll-a-Vowel

Roll the dice and fill in the words below with a vowel sound. Sound out the word, and place a check mark in the box if it a **real** word.

LEGEND		
 a	 e	 i
 o	 u	 choose a vowel

☐ j ____ g☐ v ____ t☐ s ____ nk☐ d ____ sh☐ w ____ x☐ l ____ p☐ y ____ m☐ m ____ t

Homemade Game Die

Step 1 Cut along the bold [orange] lines to cut out entire game die with tabs, then flip over cut out, with dots faced down

Step 2 Fold along all dotted lines and fold coloured [lettered] tabs toward you

Step 3 Glue & paste red [A] tab to the back edge of side #3

Alternatives

1. If you do not have glue, use tape
2. If you only have scissors, cut out each dotted square and choose randomly from a cup
3. If you do not have scissors, tape, or glue write numbers 1 to 6 on separate pieces of paper, and choose randomly from a cup to play the game(s).

Step 4 Glue & paste yellow [B] tab to the back edge of side #5

Step 5 Glue & paste blue [C] tab to the back edge of side #3

Step 6 Glue & paste green [D] tab to the back edge of side #5

Final Step 7 **1.** Glue & paste both grey [E] tabs to the back of side #4 **2.** Glue & paste purple [F] tab to the back edge of side #1 - to close the box



Game Die

