

Practice letter sounds by going on a scavenger hunt with your child for objects around your home. Use the linked Photo Phonics worksheet as your guide.



PHOTO PHONICS



Take a photo of something in the room that begins with the letter sounds below, and check it off your list!

As a bonus, try and sound out the word and write it on the line.

Checklist

☐ m _____

☐ a _____

☐ s _____

☐ t _____

☐ d _____

☐ e _____

☐ sh _____

Draw a picture of one item you found and label it below!






PHOTO PHONICS



Take a photo of something in the room that begins with the letter sounds below, and check it off your list!

As a bonus, try and sound out the word and write it on the line.

Checklist

☐ p _____

☐ i _____

☐ n _____

☐ g _____

☐ o _____

☐ th _____

Draw a picture of one item you found and label it below!






PHOTO PHONICS



Take a photo of something in the room that begins with the letter sounds below, and check it off your list!

As a bonus, try and sound out the word and write it on the line.

Checklist

☐ c _____

☐ k _____

☐ u _____

☐ b _____

☐ z _____

☐ ch _____

Draw a picture of one item you found and label it below!






PHOTO PHONICS



Take a photo of something in the room that begins or ends with the letter sounds below, and check it off your list!

As a bonus, try and sound out the word and write it on the line.

Checklist

☐ f _____

☐ l _____


☐ r _____

☐ h _____

☐ _____ng

☐ qu _____

Draw a picture of one item you found and label it below!







PHOTO PHONICS



Take a photo of something in the room containing the letter sounds below, and check it off your list!

As a bonus, try and sound out the word and write it on the line.

Checklist

☐ j _____

☐ v _____

☐ y _____

☐ w _____

☐ _____ x _____

☐ _____ nk

Draw a picture of one item you found and label it below!

